



# RPM 120 WOOD

SERIES: PAVESI TRADITIONAL BRICK OVENS



Standard Pavesi  
RPM 120

JOB NAME: \_\_\_\_\_

REFERENCE INVOICE #: \_\_\_\_\_

CUSTOM FACADE:  YES  NO

CUSTOM FACADE DOCUMENT #: \_\_\_\_\_

• Pavesi RPM 120 is constructed in a place by a certified Fiero Group Technician.

## REFRACTORY MONOBLOCK FLOOR

The Pavesi RPM 120 features the world's only refractory commercial brick oven floor in one solid block.

## TRADITION & TECHNOLOGY

The Pavesi RPM 120 is designed to preserve traditional Italian hearth oven dynamics with maximum consistency for high output.

## VERSATILE & RELIABLE



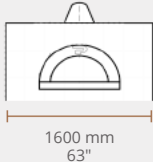
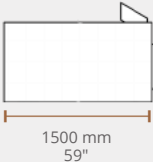
The Pavesi RPM 120 design exceeds at holding a wide variety of temperatures to achieve almost any pizza size and style.



Approved by  
the Association  
of Neapolitan  
Pizzaiuoli of  
America

## FEATURES

The Pavesi RPM 120 is a hand-built Italian hearth-style brick oven designed and manufactured in Modena, Italy. The solid, single piece refractory floor diameter is 47 1/4", with a front-facing stone arch opening which allows access to the hearth at 23" wide by 11" tall. Wood fuel is combusted directly within the oven hearth which maximizes energy efficiency and power. The internal refractory dome and single piece floor are sealed with a refractory cement and over-insulated with high quality asbestos-free ceramic blankets to ensure maximum heat retention. The oven structure is formed by a wrapped steel sheet painted "Rosso Corso" red, and sits on top of four circular dark grey steel legs. The oven may optionally be supplied with a single-flame powered gas burner for use as a primary oven heat source. The self-modulating gas burner monitors the oven floor temperature to adjust the BTU input for maximum efficiency and steady performance. Custom facade options can be found online at [www.fierogroup.com](http://www.fierogroup.com).

BAKING SURFACE	OVEN OPENING	EXTERNAL WIDTH	EXTERNAL DEPTH
			

## OVEN PRODUCTION

**12" PIZZA CAPACITY:** 6 - 7 PIZZAS

**RECOMMENDED BAKING TIME:** 90 - 240 SECONDS (DEPENDING ON PIZZA STYLE)

**RECOMMENDED OVEN FLOOR**

**TEMPERATURE RANGE:** 600°F - 900°F  
(DEPENDING ON PIZZA STYLE)

**DAILY PREHEAT TIME:** 30 MINUTES

## CUSTOM FACADE OPTIONS




TILE



STUCCO



METAL WRAP



BRICK

(Please circle one. Depending on your preference, a custom facade worksheet will be sent to you)

FIERO GROUP  
601 N Main St, Brewster, NY 10509  
Email: [info@fierogroup.com](mailto:info@fierogroup.com)  
[www.fierogroup.com](http://www.fierogroup.com)

844-OVEN-INC (844-683-6462)  
Toll-free in USA  
(Hablamos Español,  
Falamos Português)

Listed to: UL 2162-ULC/ORD C2162,  
ANSI Z83.11-CSA 1.8, & NSF-4 for  
Commercial Wood Fired and  
Gas Fired Cooking Equipment



DOC#: RPM120-1218

REVISED FALL 2018. As products continue to improve, spec sheets may change without notice. Please call Fiero Group for the latest specification sheet and for further details.

MADE IN ITALY



# RPM 120 WOOD

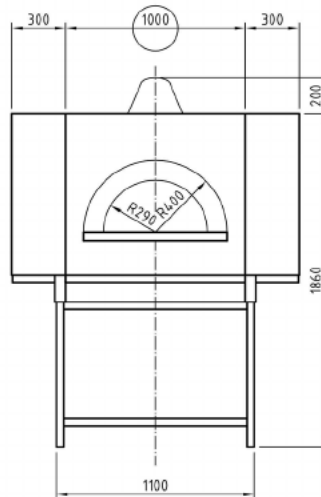
SERIES: PAVESI TRADITIONAL BRICK OVENS

## DETAILED SPECS

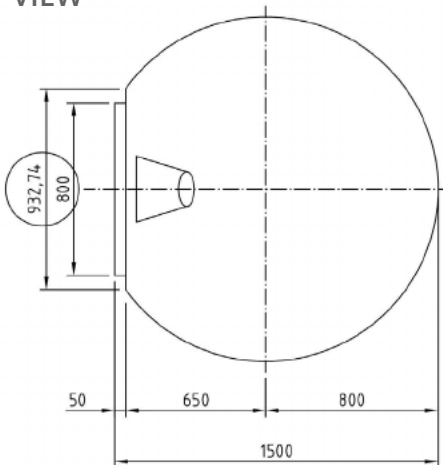
**WEIGHT:**  
**2,420 LB**

We make every effort to provide accurate information regarding manufacturer's reported dimension information. Please note that due to the artisan nature of the manufacturing process, from time to time, product sizing and ship weight may vary slightly.

### FRONT ELEVATION

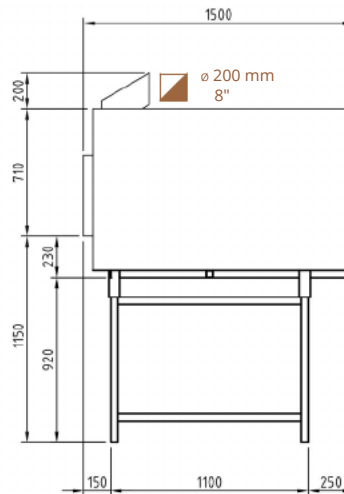


### PLAN VIEW



### RIGHT ELEVATION

Pictured: Left Gas Disposition



## KEY



Flue Collar Exhaust Connection

All measurements listed in millimeters

## CLEARANCES

Minimum clearance of the oven (built-in or standalone) to combustible materials are as follows:

**Top: 14" (356 mm)**  
**Back & Sides: 1" (25 mm)**

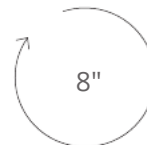
- Non-combustible flooring must extend out at least 36" (914 mm) from oven opening and at least 30" (762 mm) to each side of the opening.
- Do not fill required air space with insulation or other materials.

## VENTILATION REQUIREMENTS

Direct connection as a natural draft, grease-rated chimney system per NFPA 96 and UL 2162 is recommended. If the duct run exceeds 20 feet or incorporates a 90° elbow, a UL 705 & UL 762 listed rooftop exhaust fan shall be installed to ensure adequate pressure within the duct. A Listed Type 1 exhaust hood, or one constructed in accordance with

all relevant local and national codes (NFPA 96), may also be installed above the oven in instances where a natural/power draft chimney system is otherwise impossible. See "Ventilation Document - Pavesi" for details.

**Operational airflow:** 150-200 CFM  
**Static Pressure at Flue Collar:** 0.05 in H<sub>2</sub>O



FLUE COLLAR CONNECTION DIAMETER (EXTERNAL)

## ELECTRICAL REQUIREMENTS

Wood-fired

- No electrical connection

## WARRANTY INFORMATION

10 year limited warranty on internal refractory parts, 1 year limited warranty on other components. See warranty document for details.

**FIERO GROUP**  
601 N Main St, Brewster, NY 10509  
Email: info@fierogroup.com  
www.fierogroup.com

**844-OVEN-INC (844-683-6462)**  
Toll-free in USA  
(Hablamos Español, Falamos Português)

Listed to: UL 2162-ULC/ORD C2162, ANSI Z83.11-CSA 1.8, & NSF-4 for Commercial Wood Fired and Gas Fired Cooking Equipment

